


Yale University School of Medicine

Grant and Contract Administration

and

Scientific Affairs



Annual Report
fiscal year 2007

Table of Contents

	Page
Introduction	i
Figure 1 Active Award Dollars by Major Funding Source	1
Table 1 Awarded Dollars by Funding Source	2
Figure 2 Active Award Dollars by Major Use of Funds	3
Table 2 Awarded Dollars by Purpose	4
Table 3 Purpose of Awarded Dollars by Funding Source	5
Table 4 Comparison of FY 2006 / FY 2007 by Source	6
Figure 3 Federal and Non-federal Awards, FY 1998 through FY 2007	7
Table 5 Comparison of FY 2006 / FY 2007 by Purpose	8
Figure 4 Award Count by Purpose, FY 1998 through FY 2007	9
Table 6 NIH Awards to Medical Schools by Rank of Institution	10
Table 7 Purpose of Awarded Dollars by Department	11
Figure 5 Active Award Dollars by Department Groups	12
Figure 6 Proposal Count	13
Table 8 Purpose of Awarded Dollars by Department, West Haven VA Healthcare System	14
Table 9 Comparison of FY 2006 / FY 2007 by Department	15
Table 10 Yale University School of Medicine Training Grants	16
Table 11 Yale University School of Medicine HHS/NIH Funded Program Projects and Centers	20
Table 12 Source of Funds by Agency, Federal Agencies	22
Table 13 Source of Funds by Agency, Non-federal Agencies	24
Table 14 Scholar Awards	32
Table 15 Yale University School of Nursing Awards	33

**OFFICE OF GRANT AND CONTRACT ADMINISTRATION
AND OFFICE OF SCIENTIFIC AFFAIRS
FY 2007**

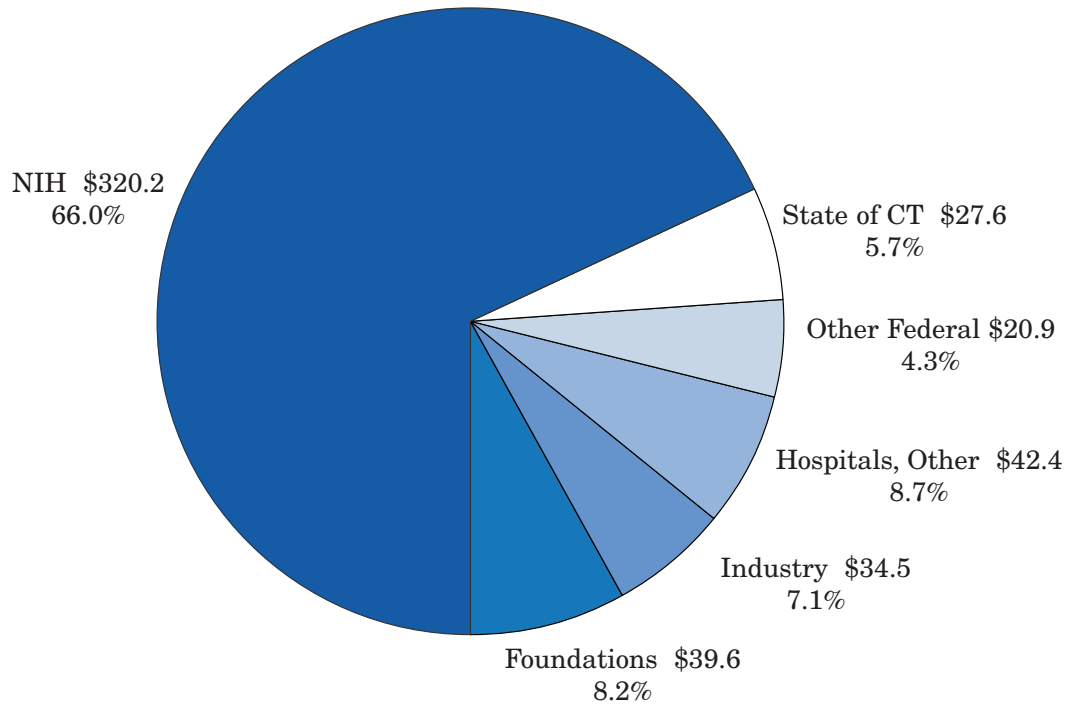
The Offices of Grant & Contract Administration and Scientific Affairs function as an integrated operation with a combined staff and with the common mission of facilitating and supporting the basic science, clinical research, and research training programs of the Yale School of Medicine and School of Nursing.

This report, prepared by the Office of Grant and Contract Administration (GCA) provides an overview of sponsored program activities for the fiscal year ending June 30, 2007.

FIGURE 1

FY 2007 Active Award Dollars*
Total = \$485.2 (million)

Major Funding Source



Yale University School of Medicine

* Dollars include Direct Costs and Facilities & Administrative Expenses

TABLE 1**Awarded Dollars by Funding Source, FY 2007**

	Count	Total
FEDERAL		
National Institutes of Health (NIH)	789	\$320,243,896
Other Health and Human Services (HHS)	23	\$8,566,819
Department of Defense (DOD)	12	\$2,964,452
Other Federal*	120	\$9,331,223
Total Federal	944	\$341,106,390
NON-FEDERAL		
Private Foundations	142	\$20,263,042
Health Organizations	256	\$19,301,236
Industrial Support		
Clinical Trials	86	\$20,443,388
Research/Training	121	\$14,092,820
Total Industrial Support	207	\$34,536,208
Other Clinical Trials	12	\$1,720,514
State of Connecticut	53	\$27,595,921
Affiliated Hospitals	65	\$11,630,680
Other Sources	238	\$29,032,077
Total Non-Federal	973	\$144,079,678
TOTAL FOR SCHOOL	1917	\$485,186,068

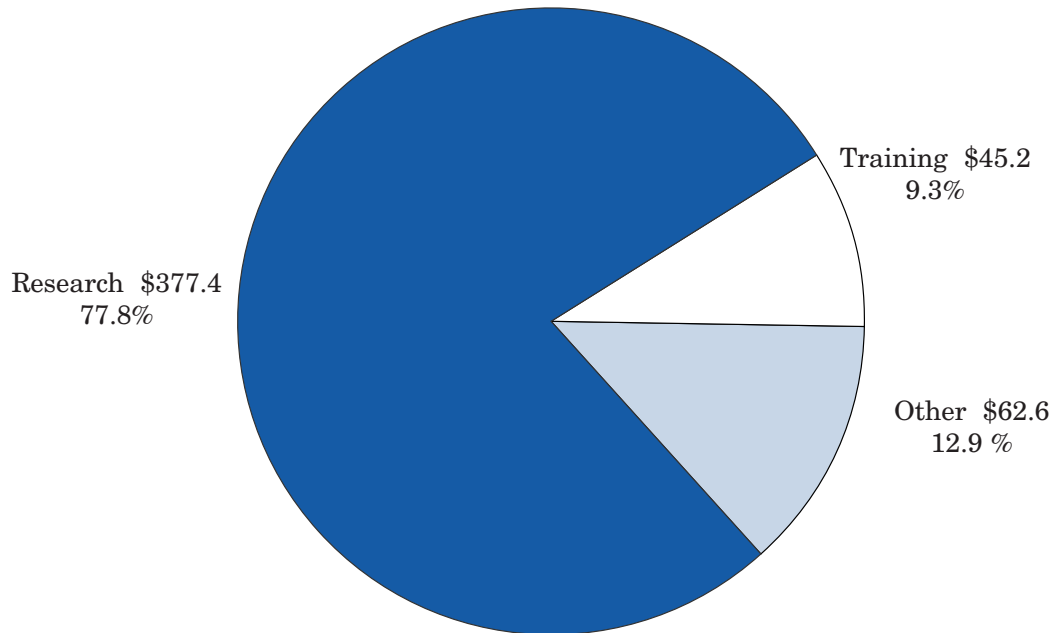
* See Table 12 for details

Total includes Direct Expenses and Facilities & Administration Costs

FIGURE 2

FY 2007 Active Award Dollars*
Total = \$485.2 (million)

Major Use of Funds



Yale University School of Medicine

* Dollars include Direct Costs and Facilities & Administrative Expenses

TABLE 2**Awarded Dollars by Purpose, FY 2007**

	Count	Total
RESEARCH		
Grants/Contracts	1048	\$307,001,632
Programs/Centers	36	\$51,601,573
Career Development	141	\$18,767,238
Total Research	1225	\$377,370,443
TRAINING		
Institutional	113	\$27,551,464
Affiliated Hospitals	65	\$11,630,680
Fellowship	146	\$5,998,874
Total Training	324	\$45,181,018
CLINICAL SERVICE		
Grants/Contracts	269	\$28,935,449
CMHC Staffing Contract	1	\$11,535,256
Total Clinical Service	270	\$40,470,705
OTHER		
Clinical Trials	98	\$22,163,902
Total Other	98	\$22,163,902
TOTAL FOR SCHOOL	1917	\$485,186,068

Total includes Direct Expenses and Facilities & Administration Costs

TABLE 3**Purpose of Awarded Dollars by Funding Source, FY 2007**

	Count	Research	Training	Other*	Total
FEDERAL					
National Institutes of Health (NIH)	789	\$295,962,281	\$23,080,406	\$1,201,209	\$320,243,896
Other Health and Human Services (HHS)	23	\$6,146,084	\$1,617,778	\$802,957	\$8,566,819
Department of Defense (DOD)	12	\$2,749,154	\$215,298	\$0	\$2,964,452
Other Federal	120	\$3,441,099	\$98,311	\$5,791,813	\$9,331,223
Total Federal	944	\$308,298,618	\$25,011,793	\$7,795,979	\$341,106,390
NON-FEDERAL					
Private Foundations	142	\$15,008,020	\$3,516,255	\$1,738,767	\$20,263,042
Health Organizations	256	\$14,626,693	\$2,974,042	\$1,700,501	\$19,301,236
Industrial Support					
Clinical Trials	86	0	0	\$20,443,388	\$20,443,388
Research/Training	121	\$12,073,930	\$717,563	\$1,301,327	\$14,092,820
Total Industrial Support	207	\$12,073,930	\$717,563	\$21,744,715	\$34,536,208
Other Clinical Trials	12	\$0	\$0	\$1,720,514	\$1,720,514
State of Connecticut	53	\$3,971,648	\$57,000	\$23,567,273	\$27,595,921
Affiliated Hospitals	65	0	\$11,630,680	0	\$11,630,680
Other Sources	238	\$23,252,850	\$1,273,685	\$4,505,542	\$29,032,077
Total Non-Federal	973	\$68,933,141	\$20,169,225	\$54,977,312	\$144,079,678
TOTAL FOR SCHOOL	1917	\$377,231,759	\$45,181,018	\$62,773,291	\$485,186,068

* Includes Clinical Services, Clinical Trials, and Miscellaneous

Total includes Direct Expenses and Facilities & Administration Costs

TABLE 4

**Comparison of FY 2006 / FY 2007
by Source**

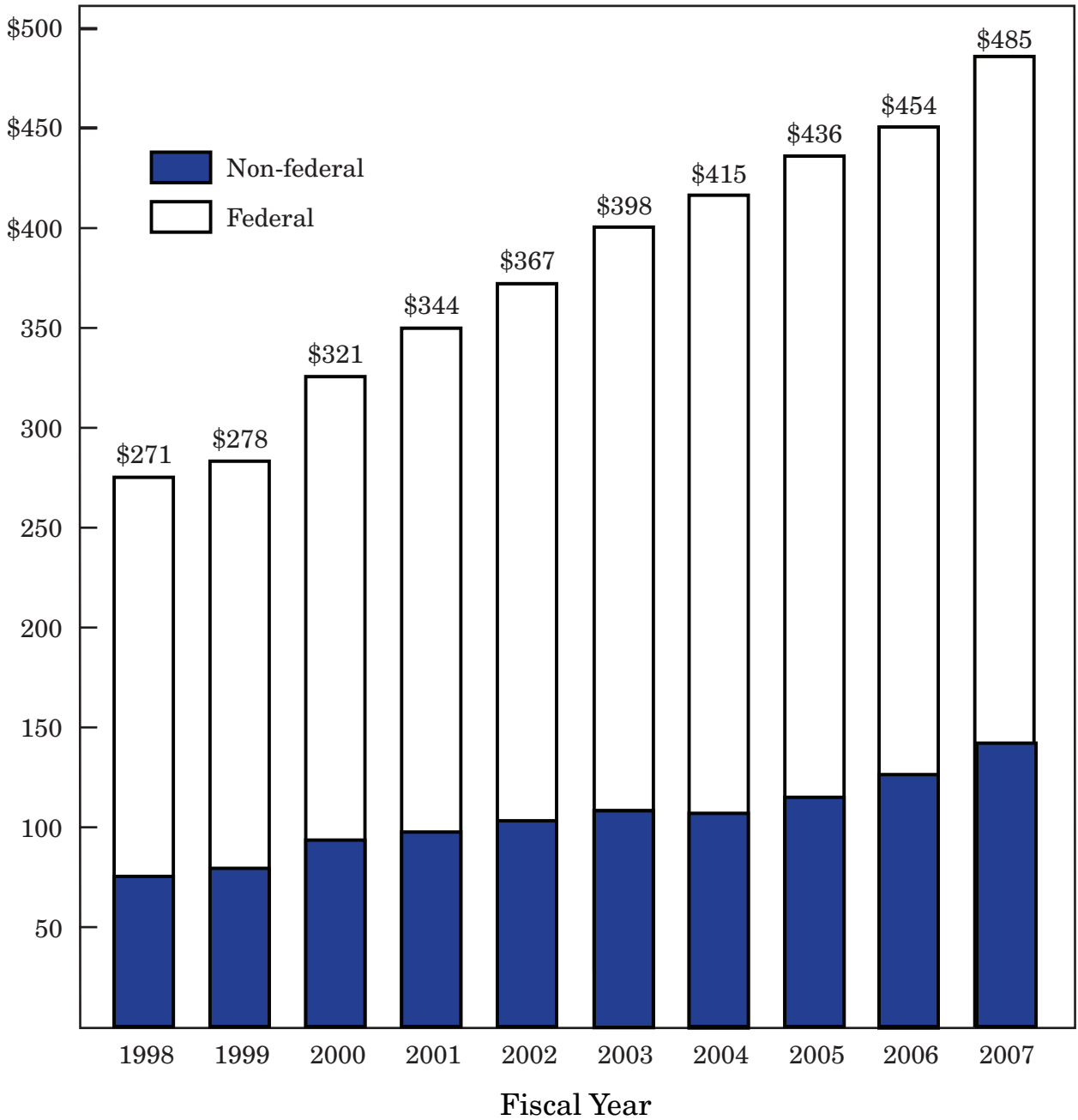
	Count			2006	Total	
	2006	2007	Dif.		2006	2007
FEDERAL GOVERNMENT						
National Institutes of Health (NIH)	748	789	41	\$303,129,053	\$320,243,896	\$17,114,843
Other Health and Human Services (HHS)	25	23	-2	\$7,778,580	\$8,566,819	\$788,239
Department of Defense (DOD)	10	12	2	\$2,027,563	\$2,964,452	\$936,889
Other Federal	120	120	0	\$13,545,523	\$9,331,223	-\$4,214,300
Total Federal	903	944	41	\$326,480,719	\$341,106,390	\$14,625,671
NON-FEDERAL GOVERNMENT						
Private Foundations	122	142	20	\$22,037,304	\$20,263,042	-\$1,774,262
Health Organizations	257	256	-1	\$18,961,306	\$19,301,236	\$339,930
Industrial Support						
Clinical Trials	92	86	-6	\$14,320,792	\$20,443,388	\$6,122,596
Research/Training	95	121	26	\$11,992,632	\$14,092,820	\$2,100,188
Total Industrial Support	187	207	20	\$26,313,424	\$34,536,208	\$8,222,784
Other Clinical Trials	21	12	-9	\$2,300,111	\$1,720,514	-\$579,597
State of Connecticut	56	53	-3	\$26,404,505	\$27,595,921	\$1,191,416
Affiliated Hospitals	64	65	1	\$8,651,861	\$11,630,680	\$2,978,819
Other Sources	247	238	-9	\$22,968,069	\$29,032,077	\$6,064,008
Total Non-Federal	954	973	19	\$127,636,580	\$144,079,678	\$16,443,098
TOTAL FOR SCHOOL	1857	1917	60	\$454,117,299	\$485,186,068	\$31,068,769

Total includes Direct Expenses and Facilities & Administration Costs

FIGURE 3

**Federal and Non-federal Awards*
FY 1998 through FY 2007**

Award
Dollars
(millions)



Yale University School of Medicine

* Dollars include Direct Costs and Facilities & Administrative Expenses

TABLE 5**Comparison of FY 2006 / FY 2007
by Purpose**

	Count			2006	Total	
	2006	2007	Dif.		2006	2007
RESEARCH						
Grants/Contracts	963	1048	85	\$276,609,659	\$307,001,632	\$30,391,973
Programs/Centers	33	36	3	\$52,472,867	\$51,601,573	-\$871,294
Career Development	134	141	7	\$19,532,324	\$18,767,238	-\$765,086
Total Research	1130	1225	95	\$348,614,850	\$377,370,443	\$28,755,593
TRAINING						
Institutional	120	113	-7	\$28,632,664	\$27,551,464	-\$1,081,200
Affiliated Hospitals	64	65	1	\$8,651,861	\$11,630,680	\$2,978,819
Fellowship	135	146	11	\$5,198,134	\$5,998,874	\$800,740
Total Training	319	324	5	\$42,482,659	\$45,181,018	\$2,698,359
CLINICAL SERVICE						
Grants/Contracts	294	269	-25	\$34,621,233	\$28,935,449	-\$5,685,784
CMHC Staffing Contract	1	1	0	\$11,777,654	\$11,535,256	-\$242,398
Total Clinical Service	295	270	-25	\$46,398,887	\$40,470,705	-\$5,928,182
OTHER						
Clinical Trials	113	98	-15	\$16,620,903	\$22,163,902	\$5,542,999
Total Other	113	98	-15	\$16,620,903	\$22,163,902	\$5,542,999
TOTAL FOR SCHOOL	1857	1917	60	\$454,117,299	\$485,186,068	\$31,068,769

Total includes Direct Expenses and Facilities & Administration Costs

FIGURE 4

**Award Count by Purpose
FY 1998 through FY 2007**

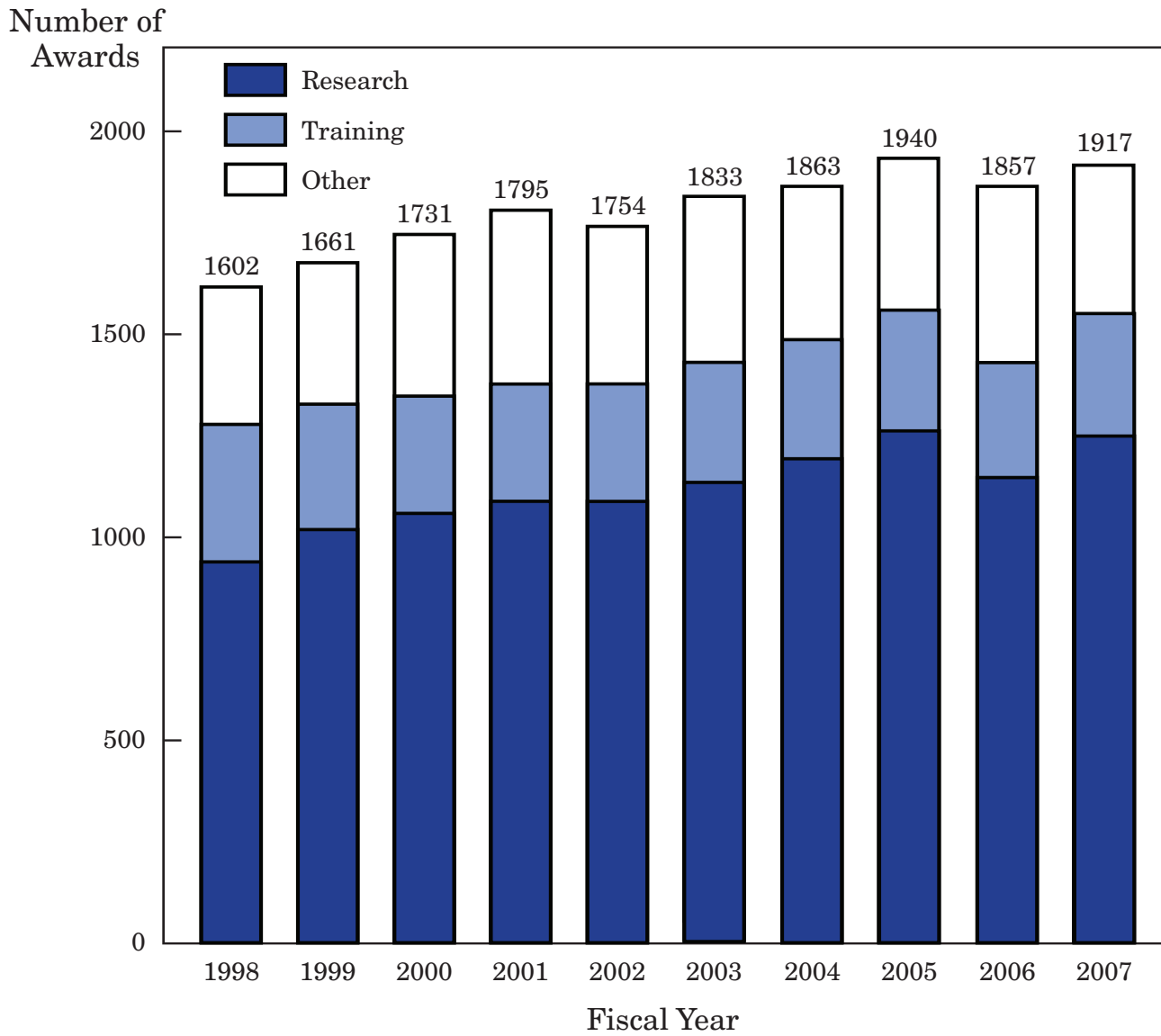


TABLE 6

**NIH Awards to Medical Schools by Rank of Institution
Federal FY 2006**

Rank	Medical School	No.	Amount
1	Johns Hopkins University	978	\$413,875,979
2	University of Pennsylvania	924	\$379,045,756
3	Duke University	702	\$365,215,912
4	University of California San Francisco	876	\$354,065,329
5	Washington University	815	\$354,013,969
6	David Geffen School of Medicine at UCLA	718	\$303,780,301
7	Yale University School of Medicine	781	\$301,465,188
8	University of Washington	691	\$289,296,466
9	University of Pittsburgh	730	\$279,878,117
10	Stanford University	677	\$274,625,033
11	University of Michigan	702	\$270,448,606
12	Vanderbilt University	639	\$245,584,121

Data received from NIH for NIH FY 2006 Extramural Awards to Medical Schools
Note that contract award data not provided by the NIH

TABLE 7

Purpose of Awarded Dollars by Department, FY 2007

	Count	Research	Training	Other*	Total
CLINICAL DEPARTMENTS					
Anesthesiology	16	\$4,438,395	\$0	\$400,605	\$4,839,000
Cancer Center	42	\$3,223,393	\$351,010	\$5,870,717	\$9,445,120
Child Study Center	111	\$13,264,839	\$777,980	\$7,762,336	\$21,805,155
Dermatology	14	\$4,165,447	\$440,483	\$96,850	\$4,702,780
Diagnostic Radiology	44	\$15,040,649	\$153,876	\$1,843,893	\$17,038,418
Internal Medicine	359	\$77,394,298	\$10,860,516	\$5,317,919	\$93,572,733
Laboratory Medicine	32	\$5,643,285	\$350,217	\$711,107	\$6,704,609
Neurology	59	\$6,861,214	\$270,552	\$2,656,458	\$9,788,224
Neurosurgery	27	\$8,578,822	\$186,645	\$96,508	\$8,861,975
Obstetrics & Gynecology	57	\$7,635,841	\$1,205,094	\$548,694	\$9,389,629
Ophthalmology	9	\$1,201,864	\$0	\$88,443	\$1,290,307
Orthopaedic Surgery	25	\$3,573,048	\$250,825	\$6,034,636	\$9,858,509
Pediatrics	116	\$20,812,763	\$2,202,743	\$3,464,144	\$26,479,650
Psychiatry	302	\$47,889,840	\$4,182,136	\$24,390,298	\$76,462,274
Surgery	48	\$5,068,223	\$1,213,167	\$1,951,370	\$8,232,760
Therapeutic Radiology	32	\$6,653,218	\$3,866,903	\$38,940	\$10,559,061
Total for Clinical Departments	1293	\$231,445,139	\$26,312,147	\$61,272,918	\$319,030,204
BRIDGE DEPARTMENTS					
Genetics	44	\$10,265,786	\$950,194	\$234,526	\$11,450,506
Pathology	39	\$8,681,155	\$472,427	\$82,100	\$9,235,682
Total for Bridge Departments	83	\$18,946,941	\$1,422,621	\$316,626	\$20,686,188
BASIC RESEARCH DEPARTMENTS					
Cell Biology	38	\$10,606,641	\$318,499	\$0	\$10,925,140
Cellular & Molecular Physiology	45	\$9,908,664	\$840,820	\$0	\$10,749,484
Comparative Medicine	9	\$680,793	\$0	\$23,941	\$704,734
Epidemiology & Public Health	116	\$26,932,176	\$3,914,273	\$713,500	\$31,559,949
History of Medicine	1	\$82,500	\$0	\$0	\$82,500
Immunobiology	79	\$22,361,626	\$1,162,591	\$0	\$23,524,217
Molecular Biophysics & Biochemistry	77	\$14,614,432	\$2,761,940	\$0	\$17,376,372
Microbial Pathogenesis	33	\$5,806,482	\$603,894	\$0	\$6,410,376
Neurobiology	38	\$9,201,688	\$408,192	\$0	\$9,609,880
Pharmacology	67	\$16,665,928	\$1,278,302	\$167,800	\$18,112,030
Total Basic Research Departments	503	\$116,860,930	\$11,288,511	\$905,241	\$129,054,682
Total Other Departments	38	\$10,117,433	\$6,157,739	\$139,822	\$16,414,994
GRAND TOTAL ALL DEPARTMENTS	1917	\$377,370,443	\$45,181,018	\$62,634,607	\$485,186,068

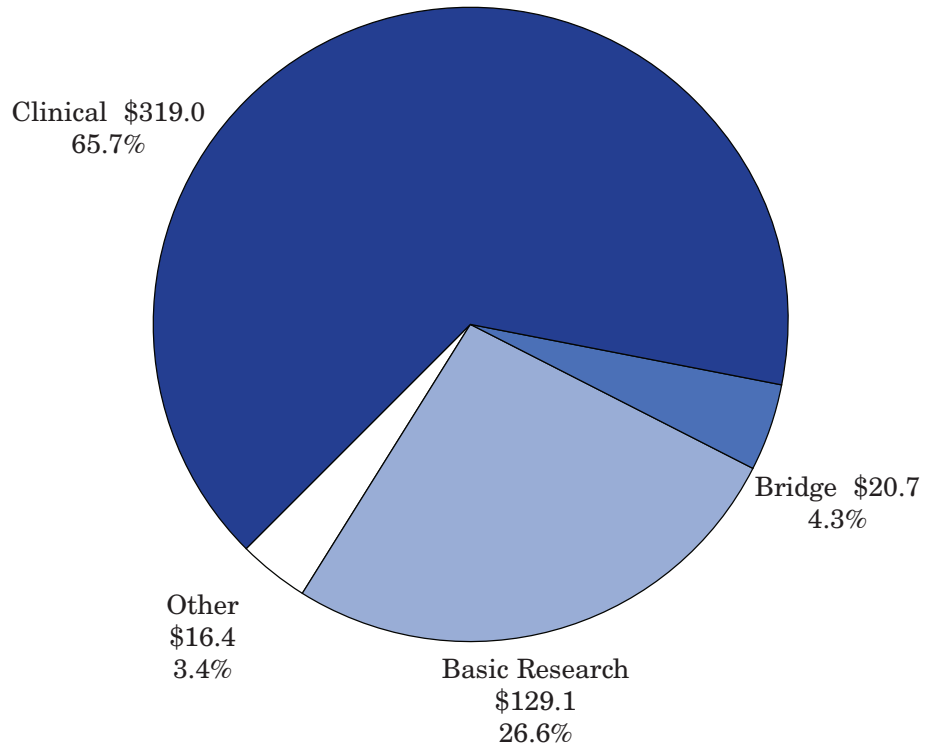
* Includes Clinical Services, Clinical Trials, and Miscellaneous

Total includes Direct Expenses and Facilities & Administration Costs

FIGURE 5

FY 2007 Active Award Dollars*
Total = \$485.2 (million)

Department Groups

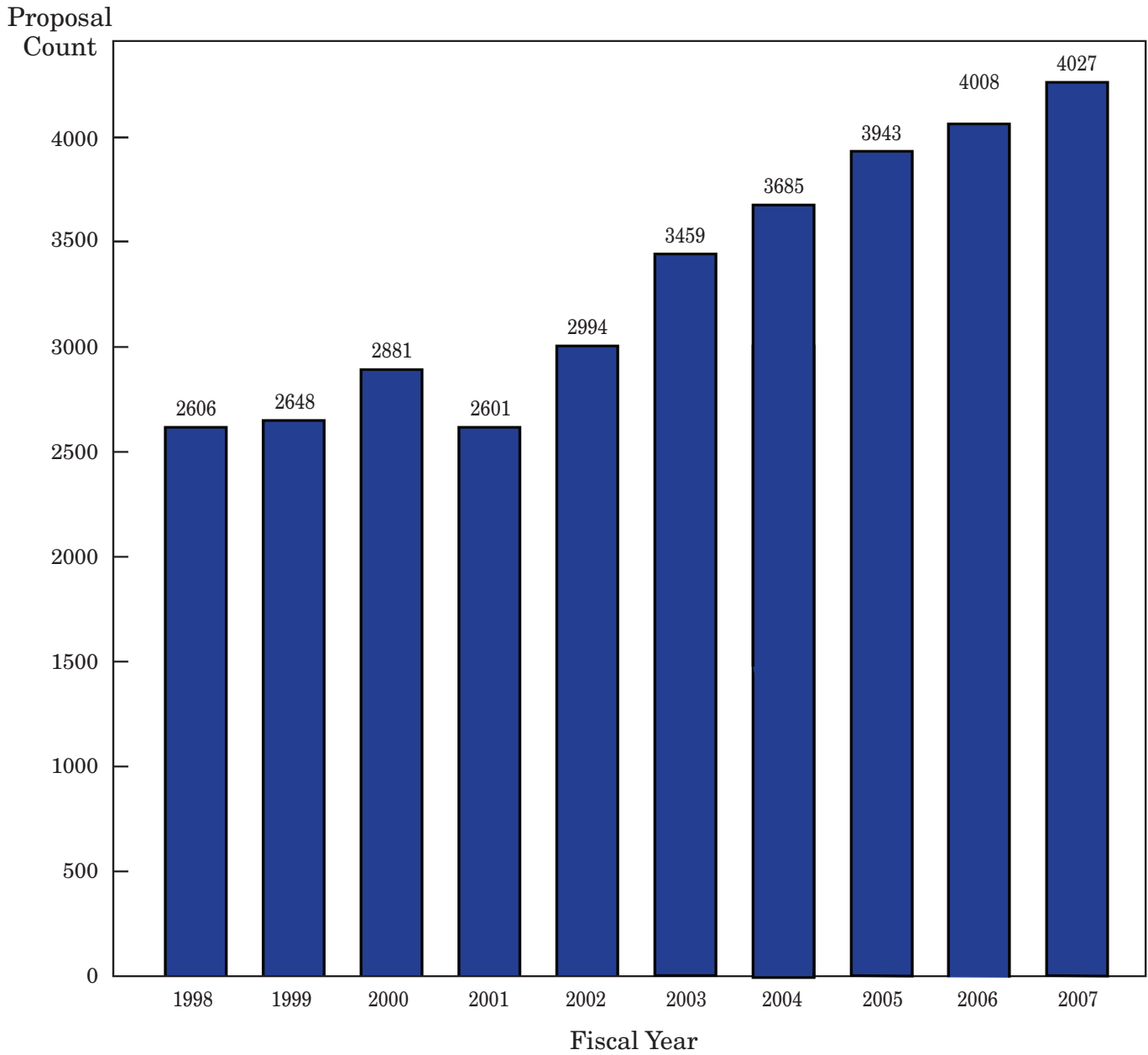


Yale University School of Medicine

* Dollars include Direct Costs and Facilities & Administrative Expenses

FIGURE 6

**Proposal Count
FY 1998 through FY 2007**



Yale University School of Medicine

TABLE 8

**Purpose of Awarded Dollars by Department
West Haven VA Healthcare System, FY 2007**

THIS PAGE INTENTIONALLY LEFT BLANK

TABLE 9

**Comparison of FY 2006 / FY 2007
by Department**

	Count			2006	Total 2007	Dif.
	2006	2007	Dif.			
CLINICAL DEPARTMENTS						
Anesthesiology	18	16	-2	\$4,562,790	\$4,839,000	\$276,210
Cancer Center	53	42	-11	\$7,326,296	\$9,445,120	\$2,118,824
Child Study Center	108	111	3	\$22,907,853	\$21,805,155	-\$1,102,698
Dermatology	20	14	-6	\$3,413,934	\$4,702,780	\$1,288,846
Diagnostic Radiology	38	44	6	\$9,650,263	\$17,038,418	\$7,388,155
Internal Medicine	370	359	-11	\$94,317,062	\$93,572,733	-\$744,329
Laboratory Medicine	25	32	7	\$5,598,787	\$6,704,609	\$1,105,822
Neurology	51	59	8	\$7,234,012	\$9,788,224	\$2,554,212
Neurosurgery	25	27	2	\$6,000,334	\$8,861,975	\$2,861,641
Obstetrics & Gynecology	58	57	-1	\$10,002,090	\$9,389,629	-\$612,461
Ophthalmology and Visual Science	7	9	2	\$999,955	\$1,290,307	\$290,352
Orthopaedics and Rehabilitation	19	25	6	\$3,997,184	\$9,858,509	\$5,861,325
Pediatrics	116	116	0	\$30,645,194	\$26,479,650	-\$4,165,544
Psychiatry	295	302	7	\$74,566,122	\$76,462,274	\$1,896,152
Surgery	57	48	-9	\$9,796,308	\$8,232,760	-\$1,563,548
Therapeutic Radiology	18	32	14	\$3,974,624	\$10,559,061	\$6,584,437
Total for Clinical Departments	1278	1293	15	\$294,992,808	\$319,030,204	\$24,037,396
BRIDGE DEPARTMENTS						
Genetics	53	44	-9	\$14,803,860	\$11,450,506	-\$3,353,354
Pathology	39	39	0	\$11,858,732	\$9,235,682	-\$2,623,050
Total for Bridge Departments	92	83	-9	\$26,662,592	\$20,686,188	-\$5,976,404
BASIC RESEARCH DEPARTMENTS						
Cell Biology	39	38	-1	\$9,327,847	\$10,925,140	\$1,597,293
Cellular & Molecular Physiology	34	45	11	\$8,610,631	\$10,749,484	\$2,138,853
Comparative Medicine	8	9	1	\$1,099,427	\$704,734	-\$394,693
Epidemiology & Public Health	129	116	-13	\$34,885,814	\$31,559,949	-\$3,325,865
History of Medicine	0	1	1	\$0	\$82,500	\$82,500
Immunobiology	64	79	15	\$19,115,319	\$23,524,217	\$4,408,898
Molecular Biophysics & Biochemistry	77	77	0	\$17,753,251	\$17,376,372	-\$376,879
Microbial Pathogenesis	27	33	6	\$5,049,439	\$6,410,376	\$1,360,937
Neurobiology	27	38	11	\$8,980,297	\$9,609,880	\$629,583
Pharmacology	50	67	17	\$11,407,095	\$18,112,030	\$6,704,935
Total Basic Research Departments	455	503	48	\$116,229,120	\$129,054,682	\$12,825,562
OTHER DEPARTMENTS						
Total Other Departments	32	38	6	\$16,232,779	\$16,414,994	\$182,215
GRAND TOTAL ALL DEPARTMENTS	1857	1917	60	\$454,117,299	\$485,186,068	\$31,068,769

Total includes Direct Expenses and Facilities & Administration Costs

TABLE 10

**Yale University School of Medicine
Selected Training Awards, FY 2007**

Investigator Name	Title of Project	Source
CLINICAL DEPARTMENTS		
Child Study Center		
Gilliam, Walter	Edward Zigler Center in Child Development and Social Policy	Non-federal
Leckman, James	Research Education for Future Physician-Scientists in Child Psychiatry	Federal
Leckman, James	Program in Childhood Neuropsychiatric Disorders	Federal
Dermatology		
Edelson, Richard	Research Training in Dermatology	Federal
Internal Medicine		
Abu-Alfa, Ali	Educational Conference	Non-federal
Abu-Alfa, Ali	Chronic Kidney Disease Center of Excellence	Non-federal
Aronson, Peter	Methods in Nephrologic and Urologic Research	Federal
Askenase, Philip	Allergy and Immunology Training	Federal
Bender, Jeffrey	Vascular Research Training	Federal
Binder, Henry	Program in Investigative Gastroenterology	Federal
Craft, Joseph	Program in Investigative Rheumatology	Federal
Elias, Jack	Respiratory Biology and Pathobiology	Federal
Forget, Bernard	Blood Diseases	Federal
Gill, Thomas	Research Training in Geriatric Clinical Epidemiology	Federal
Kang, Insoo	Rheumatology Training	Non-federal
Krumholz, Harlan	Robert Wood Johnson Clinical Scholars Program	Non-federal
Liu-Young, Gustine	Natural Polymorphism of the Hepatitis C Genotype	Non-federal
Matthay, Richard	Pfizer Medical Pulmonary Education	Non-federal
Nathanson, Michael	Investigative Training in Hepatology	Federal
Quagliarello, Vincent	Pathogenesis of Infectious Diseases	Federal
Sherwin, Robert	Diabetes Mellitus and Disorders of Metabolism	Federal
Taiwo, Oyebode	Occupational Safety and Health Training	Federal
Trow, Terence	Educational Grant	Non-federal
Laboratory Medicine		
Smith, Brian	Immunohematology/Transfusion Medicine Research Training	Federal
Orthopaedics and Rehabilitation		
Yue, James	Spine Surgery Program	Non-federal
Pediatrics		
Bogue, Clifford	Development of Cardiovascular and Pulmonary Function	Federal
Gallagher, Patrick	Research in Perinatal Medicine	Federal
Hostetter, Margaret	Pediatric Scientist Development Program	Non-federal
Miller, I. George	Basic Research Training in Infectious Diseases	Federal
Tamborlane, William	Program in Diabetes Research for Pediatric Endocrinologists	Federal
Weitzman, Carol	Fellowship in Developmental Behavioral Pediatrics	Federal

(continued)

TABLE 10 (continued)**Yale University School of Medicine
Selected Training Awards, FY 2007**

Investigator Name	Title of Project	Source
CLINICAL DEPARTMENTS (cont)		
Psychiatry		
Ball, Samuel	Resident/Intern Substance Use Research	Federal
Bell, Morris	Research Training in Functional Disability Intervention	Federal
Bunney, Benjamin	Integrated Mentored Patient-Oriented Research Training	Federal
Coric, Vladimir	Efficacy of Forensic Analysis in Detecting Deception during High Stress Situations	Federal
Duman, Ronald	Research Training-Biological Sciences	Federal
Gelernter, Joel	Thai-US Drug Dependence Genetics Research Training	Federal
Heninger, George	Substance Abuse Education for Medical Students	Federal
Heninger, George	Clinical and Basic Neurobiology of Nervous System Diseases	Federal
Hoge, Michael	Cedarhurst School, Milford, Norwalk, North Haven, and Wallingford	Non-federal
Krystal, John	Visiting Professor Program	Non-federal
Petrakis, Ismene	Research Training Fellowship in Substance Abuse	Federal
Petrakis, Ismene	Translational Neuroscience Research in Alcoholism	Federal
Snow, David	Program in Substance Abuse Prevention	Federal
Southwick, Steven	Clinical Neuroscience Stress Disorders	Federal
Tebes, Jacob	Program in Community Consultation and Research	Non-federal
Wexler, Bruce	Research Education in Chronic Mental Illness	Federal
Surgery		
Bell, Robert	Minimal Invasive Surgery Fellowship	Non-federal
Therapeutic Radiology		
Glazer, Peter	Research Training: Radiation Therapy, Biology, Physics	Federal
BRIDGE DEPARTMENTS		
Genetics		
Bale, Allen	Medical Genetics	Federal
Lifton, Richard	Genetics and Genomics of Human Diseases	Federal
Tattersall, Peter	Predoctoral Program in Virology	
Pathology		
Morrow, Jon	Experimental and Human Pathobiology	Federal
BASIC RESEARCH DEPARTMENTS		
Cellular and Molecular Physiology		
Boulpaep, Emile	Transport Processes in Biological Systems	Federal
Hebert, Steven	Cellular and Molecular Physiology of Organ Function	Federal
Sigworth, Frederick	Program in Neurophysiology	Federal

(continued)

TABLE 10 (continued)**Yale University School of Medicine
Selected Training Awards, FY 2007**

Investigator Name	Title of Project	Source
Epidemiology and Public Health		
Aksoy, Serap	Yale-China Scientific Training Program	Non-federal
Aksoy, Serap	Molecular Analysis of Vector/Host-Leishmania Interaction	Federal
Bradley, Elizabeth	Liberia Health Management Delivery Program	Non-federal
Dubrow, Robert	Training and Research in HIV Prevention in Russia	Federal
Elbel, Brian	Choice Sets and Consumer Selection of Health Plans	Federal
Fish, Durland	Vector-Borne Infectious Diseases	Federal
Forsyth, Brian	Building Capacity for HIV-Related Research in South Africa	Non-federal
Heimer, Robert	TB-AIDS Clinical Training and Research in Russia	Federal
Ickovics, Jeannette	Interdisciplinary HIV Prevention Training	Federal
Jekel, James	Preventive Medicine Residency Training	Federal
Kasl, Stanislav	Research Training in the Epidemiology of Aging	Federal
Khoshnood, Kaveh	China Multidisciplinary AIDS Prevention Training	Non-federal
Leaderer, Brian	Public Health Traineeships	Federal
Leaderer, Brian	Center for Public Health Preparedness	Federal
Mayne, Susan	NCI Cooperative Training in Cancer Epidemiology	Federal
Moore, Gary	Public Health Training Center	Non-federal
Roberto, Marie	Bioterrorism Curricula in Schools of Nursing and Allied Health	Non-federal
Schlesinger, Mark	Choice Sets and Consumer Selection of Health Plans	Federal
Zhang, Heping	Research Training in Mental Health Epidemiology	Federal
Zheng, Tongzhang	Research Training for Environmental Health Study in China	Federal
Immunobiology		
Schatz, David	Interdisciplinary Immunology Training	Federal
Microbial Pathogenesis		
Galan, Jorge	Predoctoral Training Program in Microbial Pathogenesis	Federal
Molecular Biophysics & Biochemistry		
Cooley, Lynn	Predoctoral Program in Cellular and Molecular Biology	Federal
Strobel, Scott	Bioprospecting for Natural Products in the World's Rainforests	Non-federal
Strobel, Scott	Rain Forest Expedition and Laboratory	Federal
Neurobiology		
Arnsten, Amy	Neurobiology of Cortical Systems	Federal
Rakic, Pasko	Effect on Non-stereo Anti-Inflammation Drugs on Neuronal Migration	Non-federal
Pharmacology		
Cheng, Yung-Chi	Biochemical Aspects of Chemotherapy	Federal
Howe, James	Neuropharmacology Training Program	Federal
Rudnick, Gary	The N-terminus of Serotonin Transporter - A Role in Regulation	Non-federal
Sessa, William	Institutional National Research Service Award	Federal

(continued)

TABLE 10 (continued)**Yale University School of Medicine
Selected Training Awards, FY 2007**

Investigator Name	Title of Project	Source
STUDENT SERVICES		
Forrest, John	Short-term Research Training: Students in Health Professional Schools	Federal
Forrest, John	Predoctoral Clinical Research	Federal
Lee, Forrester	Summer Medical Education Program	Non-federal
Nyiri, Pamela	Scholarship for Disadvantaged Students	Federal
Sherwin, Robert	Clinical and Translational Science Award-Training	Federal
MEDICAL SERVICES		
Cooley, Lynn	Medical Research Scholars Program at the Interface of Biology and Medicine	Non-federal
Jamieson, James	Medical Scientist Training Program	Federal
Jamieson, James	Packard Foundation Scholarship	Non-federal
Keshishian, Haig	Interdepartmental Neuroscience Program	Federal
Mazure, Carolyn	Women's Health Research	Non-federal
Miller, Perry	Biomedical Informatics Research Training at Yale	Federal

TABLE 11

**Yale University School of Medicine
HHS/NIH Funded Program Projects and Centers, FY 2007**

Investigator Name	Title of Project
CLINICAL DEPARTMENTS	
Anesthesiology LaMotte, Robert	Neural Mechanisms of Itch
Child Study Center Volkmar, Fred	Mental Retardation and Developmental Psychopathology
Comprehensive Cancer Center Edelson, Richard	Yale Comprehensive Cancer Center
Dermatology Halaban, Ruth Tigelaar, Robert	Yale SPORE in Skin Cancer Yale Skin Disease Research Core Center
Diagnostic Radiology Hyder, Fahmeed	Center for Quantitative Neuroscience with Magnetic Resonance
Internal Medicine Boyer, James Elias, Jack Forget, Bernard Insogna, Karl Nathanson, Michael Rothstein, David Sherwin, Robert Sherwin, Robert Shulman, Gerald Somlo, Stefan Tinetti, Mary	Silvio O. Conte Digestive Diseases Research Center Initiation and Effector Mechanisms in Lung Th2 Immunity Molecular Basis of Myelopoiesis Yale Core Center for Musculoskeletal Disorders Regulation of Liver by Nuclear CA2+ Signaling Peripheral Mechanisms of Immunologic Tolerance Clinical and Translational Science Award (CTSA) Diabetes Endocrinology Research Center Mitochondrial Dysfunction: Role in Metabolic Syndrome Yale Center for the Study of Polycystic Kidney Disease Claude D. Pepper Older Americans Independence Center
Laboratory Medicine Krause, Diane	Yale Center of Excellence in Molecular Hematology
Neurosurgery Greer, Charles	Mechanisms of Aging in the Olfactory System
Pediatrics Carpenter, Thomas Ment, Laura Shaywitz, Sally	Center of Research Translation Program (CORT) Adaptive Mechanisms of the Developing Brain Center for the Study of Learning and Attention Disorders
Psychiatry Duman, Ronald Krystal, John O'Malley, Stephanie Redmond, Eugene Rounsaville, Bruce Sinha, Rajita Sinha, Rajita	Neurobiological Basis of Major Psychiatric Disorders Center for the Translational Neuroscience of Alcoholism Tobacco Dependence and Risk Factors for Treatment Failure Improving Neural Graft Function in Parkinsonian Monkeys Psychotherapy Development Research Center SCOR on Sex, Stress, and Cocaine Addiction SCOR on Sex and Gender Factors Affecting Women's Health
Therapeutic Radiology Glazer, Peter	DNA Repair in Cancer Biology and Therapy

(continued)

TABLE 11 (continued)

**Yale University School of Medicine
HHS/NIH Funded Program Projects and Centers, FY 2007**

Investigator Name	Title of Project
BRIDGE DEPARTMENTS	
Genetics	
DiMaio, Daniel	Molecular Basis of Viral and Cellular Transformation
Kidd, Kenneth	Linkage Disequilibrium and Human Genetic Studies
Lifton, Richard	Molecular Genetics of Hypertension and its Consequences
BASIC RESEARCH DEPARTMENTS	
Cell Biology	
Novick, Peter	Membrane Traffic in Normal and Transformed Cells
Cellular and Molecular Physiology	
Hebert, Steven	Cellular and Molecular Studies of Renal Transport
Epidemiology and Public Health	
Cleary, Paul	Center for Interdisciplinary Research on AIDS
Immunobiology	
Flavell, Richard	Dysregulation of the Immune System in Autoimmunity
Pober, Jordan	Chronic DTH and IFN-gamma in human Graft Arteriosclerosis
Molecular Biophysics & Biochemistry	
Moore, Peter	Program in Macromolecular Structure, Motion and Control
Neurobiology	
Crair, Michael	Vision Research
McCormick, David	Calcium Signaling and Prefrontal Deficits in Schizophrenia
Shepherd, Gordon	Senselab: Integration of Multidisciplinary Sensory Data
OTHER DEPARTMENTS	
Biotechnology Services	
Williams, Kenneth	Neuroproteomics Research Center

TABLE 12**Source of Funds by Agency
Federal Agencies, FY 2007**

	Count	Total
DEPARTMENT OF HEALTH AND HUMAN SERVICES (HHS)		
NATIONAL INSTITUTES OF HEALTH (NIH)	789	\$320,243,896
Division of Heart and Vascular Diseases (NHLBI)		\$3,292,545
Fogarty International Center (FIC)		\$1,272,205
Nat'l Inst of Arthritis & Musculoskeletal & Skin Diseases		\$11,693,321
Nat'l Cancer Institute (NCI)		\$26,418,070
Nat'l Center for Complementary & Alternative Medicine		\$641,367
Nat'l Center for Research Resources (NCRR)		\$10,575,624
Nat'l Eye Institute (NEI)		\$2,967,073
Nat'l Heart, Lung and Blood Institute (NHLBI)		\$30,300,428
Nat'l Human Genome Research Institute (NHGRI)		\$383,790
Nat'l Inst of Allergy and Infectious Diseases (NIAID)		\$32,356,825
Nat'l Inst of Biomedical Imaging & Bioengineering (NIBIB)		\$2,331,634
Nat'l Inst of Child Health & Human Development (NICHD)		\$13,975,205
Nat'l Inst of Dental and Craniofacial Research (NIDCR)		\$942,736
Nat'l Inst of Diabetes & Digestive & Kidney Diseases (NIDDK)		\$34,238,385
Nat'l Inst of Environmental Health Sciences (NIEHS)		\$5,741,540
Nat'l Inst of General Medical Sciences (NIGMS)		\$23,257,265
Nat'l Inst of Mental Health (NIMH)		\$23,117,741
Nat'l Inst of Neurological Disorders and Stroke (NINDS)		\$36,335,848
Nat'l Inst on Aging (NIA)		\$9,703,948
Nat'l Inst on Alcohol Abuse and Alcoholism (NIAAA)		\$11,572,004
Nat'l Inst on Deafness & Other Communication Disorders NIDCD		\$7,156,056
Nat'l Inst on Drug Abuse (NIDA)		\$29,881,570
Nat'l Library of Medicine (NLM)		\$2,088,716
OTHER HEALTH AND HUMAN SERVICES	23	\$8,566,819
Administration for Children and Families		\$450,000
Agency for Health Care Research and Quality (AHRQ)		\$2,265,419
Centers for Disease Control and Prevention (CDC)		\$3,194,682
Department of Health and Human Services		\$266,957
Health Resources and Services Administration		\$769,701
Nat'l Inst for Occupational Safety and Health (NIOSH)		\$1,000,751
SAMHSA		\$619,309
UNITED STATES DEPARTMENT OF DEFENSE (DoD)	12	\$2,964,452
Dept of Defense (US)		\$2,091,693
Dept of the Army		\$351,507
National Geospatial-Intelligence Agency		\$119,632
Office of Naval Research (ONR)		\$401,620

(continued)

TABLE 12 (continued)

**Source of Funds by Agency
Federal Agencies, FY 2007**

	Count	Total
UNITED STATES GOVERNMENT (Other Federal)	120	\$9,331,223
Dept of Agriculture		\$808,502
Dept of Education		\$1,670,460
Dept of Energy		\$130,000
Dept of Veterans Affairs		\$5,791,813
Environmental Protection Agency (EPA)		\$17,172
National Science Foundation (NSF)		\$913,276
GRAND TOTAL ALL FEDERAL	944	\$341,106,390

TABLE 13

**Source of Funds by Agency
Non-federal Agencies, FY 2007**

PRIVATE FOUNDATIONS

Count	142
Total	\$20,263,042

A-T Childrens' Project	Jane Coffin Childs Memorial Fund for Medical Research
A.L. Mailman Family Foundation	John A. Hartford Foundation
Aids Project Hartford, Inc.	Klingenstein Third Generation Foundation (The)
Ambrose Monell Foundation	Korczak Foundation
APT Foundation Inc. (The)	Laerdal Foundation for Acute Medicine (The)
Bill and Melinda Gates Foundation	Lawyers for Children America
Bristol-Myers Squibb Foundation, Inc.	Leon Lowenstein Foundation, Inc.
Burroughs Wellcome Fund	Li Foundation Inc. (The)
Cancer Research Fund-Damon Runyon Walter Winchell Foundation	Max Kade Foundation, Inc.
Charles H. Hood Foundation	McKnight Foundation
Children's Fund of Connecticut (The)	Michael Bolton Charities, Inc.
Christopher Reeve Paralysis Foundation	Mike Utley Foundation
Commonwealth Fund	Milbank Fund
Dana Foundation (The)-formerly Charles A.	Milo Gladstein Foundation (The)
David and Lucile Packard Foundation (The)	Nellie Mae Education Foundation
Donaghue Medical Research Foundation (P&C Weldon)	Physician Assistant Education Association
Doris Duke Charitable Foundation	Pritzker Early Childhood Foundation
Dr. Ralph & Marian Falk Med. Res. Trust	Richard & Susan Smith Family Foundation
Edward Mallinckrodt, Jr. Foundation	Richard D. Frisbee III Foundation
Elsa U. Pardee Foundation	Robert Leet and Clara Guthrie Patterson Trust
Esther and Joseph Klingenstein Fund, Inc.	Robert Wood Johnson Foundation
Fannie E. Rippel Foundation	Russell Sage Foundation
Francis Family Foundation	Salomon Family Foundation, Inc.
G. Harold and Leila Y. Mathers Charitable Foundation	Sandler Program for Asthma Research
George A. Long & Grace L. Long Foundation	Searle Scholar Program
Gerber Foundation	Seedlings Foundation (The)
Grace J. Fippinger Foundation (The)	Shulsky Foundation
Greenwall Foundation (The)	Susan G. Komen Breast Cancer Foundation
Howard Hughes Medical Institute	United Negro College Fund
Institute for the Study of Aging, Inc. (The)	Volkswagen Stiftung Foundation
Irene Diamond Fund	W.M. Keck Foundation
Jack Kent Cooke Foundation	Whitehall Foundation, Inc.
James S. McDonnell Foundation	William J. Clinton Foundation
	Winthrop Rockefeller Foundation

TABLE 13 (continued)

**Source of Funds by Agency
Non-federal Agencies, FY 2007**

HEALTH ORGANIZATIONS
Count **256**
Total **\$19,301,236**

Charitable Health Organizations

Alliance for Lupus Research
Alzheimer's Association
American Cancer Society, Inc.
American Diabetes Association, Inc.
American Federation for Aging Research, Inc.
American Foundation for Aids Research (amfAR)
American Health Assistance Foundation
American Heart Assoc. (Heritage Affiliate)
American Heart Association
American Liver Foundation
American Lung Association
American Physiological Society
Anna Fitch Ardenghi Trust
Arthritis Foundation
Arthritis Foundation of Australia
Autism Speaks
Breast Cancer Alliance, Inc.
Breast Cancer Research Foundation (The)
Cancer Research Institute
Cystic Fibrosis Foundation
Dermatology Foundation
Epilepsy Foundation of America
Foundation for Anesthesia Education Research
Foundation for Child Development
Foundation for Informed Medical Decision Making
Fraxa Research Foundation
Frontier Science and Technology Research
Foundation Inc.
Fundacion Quiera
Human Frontier Science Program Organization
(The)
Jaeb Center for Health Research
Juvenile Diabetes Research Foundation Int'l
LEARN
Leukemia & Lymphoma Society (The)
Leukemia Society of America, Inc.
Ludwig Institute for Cancer Research
Lymphatic Research Foundation (The)
Macula Vision Research Foundation
March of Dimes
Mind & Life Institute (The)
Muscular Dystrophy Association
Nat'l Alliance for Autism Research
Nat'l Alliance for Research on Schizophrenia and
Depression
Nat'l Foundation for Cancer Research
Nat'l Kidney Foundation
Nat'l Marrow Donor Program
Nat'l Multiple Sclerosis Society
Nat'l Organization for Hearing Research
Foundation
National Comprehensive Cancer Network (The)
New England Organ Bank
Obsessive Compulsive Foundation, Inc.
Organization for Autism Research
Ovarian Cancer Research Fund, Inc. (The)
Paralyzed Veterans of America
PKD Foundation for Research in Polycystic Kidney
Disease
Prostate Cancer Foundation
Race To Erase MS (The)
Research Foundation for Mental Hygiene
Research To Prevent Blindness, Inc.
Rett Syndrome Research Foundation
S.L.E. Lupus Foundation, Inc. (The)
Scleroderma Foundation, Inc.
Society of Geriatric Cardiology
St. Baldrick's Foundation
Stem Cell Research Foundation
Tourette Syndrome Association, Inc.
Union Mutual Foundation

TABLE 13 (continued)

**Source of Funds by Agency
Non-federal Agencies, FY 2007**

Medical/Professional Associations

ACLAM Foundation	American Surgical Association
AGA Foundation for Digestive Health and Nutrition	American Vascular Association
Ambulatory Pediatric Association	Certification Board of Nuclear Cardiology
American Academy of Allergy, Asthma, & Immunology	Connecticut Primary Care Association
American Academy of Child and Adolescent Psychiatry	Endocrine Fellows Foundation
American Academy of Pediatrics	Foundation for the Children's Oncology Group
American Association for Cancer Research	Glaser Pediatric Research Network
American College of Rheumatology	Institute for Neurodegenerative Disorders
American Educational Research Association	International Association for the Study of Pain
American Geriatrics Society	International Bone & Mineral Society
American Pain Society	International Dyslexia Association (The)
American Pediatric Society	International Psychoanalytical Association (The)
American Psychiatric Association	Oak Ridge Institute for Science Education
American Psychoanalytic Association	Orthopedic Trauma Association
American Psychological Association	Pediatric Hematology Oncology Associates
American Society of Addiction Medicine	Radiation Therapy Oncology Group
American Society of Hematology	Society for the Psychological Study of Social Issues (The)
American Society of Maxillofacial Surgeons	Thoracic Surgery Foundation for Research and Education (The)

CLINICAL TRIALS BY INDUSTRY

Count	86
Total	\$20,443,388

Actelion Clinical Research, Inc.	Clinical Trial Management Services Inc.
Aesculap-Spine, Inc.	Cognition Pharmaceuticals, Inc.
Allos Therapeutics, Inc.	CuraGen Corp.
Applied Spine Technologies, Inc.	Debiovision, Inc.
Astra Zeneca, L.P.	Depuy Spine, Inc.
Avalon Pharmaceuticals	Elan Pharmaceuticals, Inc.(formerly Neurex & Athena Neuro)
Baxter Health Care Corporation	EMMES Corporation (The)
Bayer Corporation (formerly known as Miles, Inc.)	Forest Laboratories, Inc.
Biogen, Inc.	Gambro Healthcare, Inc.
BioMarin Pharmaceuticals, Inc.	Genentech, Inc.
Biosite, Inc.	GlaxoSmithKline
Celldex Therapeutics Inc. (Subsidiary of Medarex, Inc.)	GTC Biotherapeutics, Inc.

TABLE 13 (continued)**Source of Funds by Agency
Non-federal Agencies, FY 2007****CLINICAL TRIALS BY INDUSTRY (cont)**

Haemonetics Corporation	Osiris Therapeutics, Inc.
Hologic, Inc.	Otsuka Maryland Research Institute, LLC
Impliant, Ltd.	Repligen Corporation
Inspire Pharmaceuticals, Inc.	Roche Laboratories, Inc.
Intermune Pharmaceuticals, Inc.	Sepracor Inc.
Marinus Pharmaceuticals, Inc.	Serono, Inc. (USA)
Marshall Edwards Pty Limited	SuperGen Corporation
Merz Pharmaceuticals, LLC	Synthes Spine (formerly Spine Solutions)
Millipore Corporate	TAIHO Pharma U.S.A., Inc.
Myriad Pharmaceuticals, Inc.	TAP Pharmaceuticals Inc.
Neurobiological Technologies, Inc.	Terumo Medical Corporation
NeuroPace, Inc.	Theregen Company
Novartis Pharmaceuticals Corporation	Tibotec Pharmaceuticals, Ltd
Onyx Pharmaceuticals	United BioSource Corporation
Organon, Inc.	VITAL Images, Inc.
Ortho Biotech, Inc.	Westat Corporation

CORPORATIONS AND CORPORATE FOUNDATIONS

Count	121
Total	\$14,092.820

Corporations

Abbott Laboratories Inc.	Depuy Spine, Inc.
Allergan Sales, Inc.	Diagnostic Technologies
Amgen, Inc.	Eye-Bank for Sight Restoration, Inc., (The)
Amino UP Chemical Co. LTD	Galenea Corp.
Array BioPharma, Inc.	Gema Diagnostics
Astra Zeneca, L.P.	Genzyme Corporation
Attagene Inc.	GlaxoSmithKline
Aviex Technologies, LLC.	GlaxoSmithKline Research & Development, Ltd.
Biogen, Inc.	Jackson Laboratory
Bioneer Corporation	John D. Thompson Hospice Inst. for Education, Trg. and Research, Inc.
Calibrant Biosystems, Inc.	Knopp Neurosciences
Cardiology Assoc. of Norwich, LLC.	L2 Diagnostics, LLC
Chemical Diversity Labs, Inc.	Laboratory Corporation of America Holdings
Children's Community Programs of CT Inc.	Liberty Community Service, Inc.
Coley Pharmaceutical Group, Inc.	Medimmune, Inc.
Communicare Inc.	Neostera S.A.
Community Mental Health Affiliates, Inc.	Novartis Pharmaceuticals Corporation
CoTherix, Inc.	Novogen Limited

TABLE 13 (continued)

**Source of Funds by Agency
Non-federal Agencies, FY 2007**

Corporations (cont)

Oncolys BioPharma, Inc.
Philip Morris, Inc.
Plexxikon Inc.
Procter & Gamble Company
Promedior, Inc.
ProStrakan Pharmaceuticals
Ram Capital Group, LLC
Rheumatology Associates of New Haven
SAIC Frederick
Sanofi Aventis
Satellite Healthcare, Inc.
Sepracor Inc.
Serono, Inc. (USA)
Shire Pharmaceutical Development Limited
Siemens Medical Solutions USA, Inc.
Synabridge Corporation

Synthes (USA)
Unigene Laboratories, Inc.
Unilever Corporation
United States Surgical Corporation
Verto Institute, LLC

Corporate Foundations

Alcoholic Beverage Medical Research Foundation
American Savings Foundation
Amgen Nephrology Institute
Bay Pines Foundation, Inc.
Gilead Foundation
Hope Foundation (The)
Lovelace Clinic Foundation
NewAlliance Foundation, Inc.
PhRMA Foundation
Roche Organ Transplantation Foundation
Sidney Kimmel Cancer Center
Swartz Foundation (The)

OTHER CLINICAL TRIALS

Count	12
Total	\$1,720,514

American Red Cross
Brigham and Women's Hospital
Dana Farber Cancer Institute
Foundation for the Children's Oncology Group
Frontier Science and Technology Research
Foundation Inc.

National Comprehensive Cancer Network (The)
North American Medical Corporation
University of California - San Diego
University of California - San Francisco
University of Miami
University of North Carolina at Chapel Hill

TABLE 13 (continued)

**Source of Funds by Agency
Non-federal Agencies, FY 2005**

STATE OF CONNECTICUT

Count **53**
Total **\$27,595,921**

CT Children's Trust Fund	State of CT Dept of Public Health
State of CT Dept of Children and Family Services	State of CT Dept of Social Services/Disability Determination
State of CT Dept of Labor	State of CT Judicial Department
State of CT Dept of Mental Health and Addiction Services	State of CT Victim Services

AFFILIATED HOSPITALS AND PRIVATE PRACTICE

Count **65**
Total **\$11,630,680**

Blythdale Children's Hospital	Lawrence and Memorial Hospital
Bridgeport Hospital	Milford Hospital
Danbury Hospital	Norwalk Hospital
Eastern Connecticut Health Network Services, Inc.	Saint Francis Hospital and Medical Center
Gaylord Hospital	St Mary's Hospital
Greenwich Hospital	St Vincent's Hospital
Griffin Hospital	Waterbury Hospital
Hospital of Saint Raphael	William W. Backus Hospital (The)

HOSPITALS, MEDICAL CENTERS, UNIVERSITIES, LABORATORIES

Count **116**
Total **\$20,532,300**

Albert Einstein College of Medicine	Children Hosp. & Regional Medical Center-Wash. DC
Albert Einstein Healthcare Network	Children's Hospital, (Boston)
Allegheny Singer Research Institute	Children's Hospital, (Cincinnati)
American Psychiatric Institute for Research and Education	Children's Nat'l Medical Center
Baylor College of Medicine	Christian Medical College Hospital
Baylor Research Institute	Columbia University
Boston Medical Center	Columbia University-Teachers College
Boston University	Dana Farber Cancer Institute
Brandeis University	Emory University
Brentwood Biomedical Research Inst.	Florida State University
Brigham and Women's Hospital	Fred Hutchinson Cancer Research Center
Child Guidance Center of Greater Bridgeport	George Washington University (The)
Child Health & Development Inst. of Connecticut	Grove School

TABLE 13 (continued)**Source of Funds by Agency
Non-federal Agencies, FY 2007****HOSPITALS, MEDICAL CENTERS, UNIVERSITIES, LABORATORIES (cont)**

H. Lee Moffitt Cancer Center and Research Inst.	St Jude Children's Research Hospital
Hartford Hospital	St. Luke's-Roosevelt Institute for Health Sciences
Harvard University	Stanford University
Hebrew Rehabilitation Center for the Aged	Texas A&M University
Hill Health Center	Univ. of Texas Southwestern Medical Center at Dallas (The)
Hospital for Sick Children (The)	University of Natal
Hospital of Saint Raphael	University of Rochester
Indiana University	University of California - Berkeley
Institute for Clinical Research Inc.	University of California - Irvine
Iowa State University	University of California - Los Angeles
John B. Pierce Laboratory Inc. (The)	University of California - San Diego
Johns Hopkins University (The)	University of California - San Francisco
Kennedy Krieger Institute	University of Connecticut
Kronos Longevity Research Institute	University of Connecticut Health Center
Lawrence and Memorial Hospital	University of Florida
Lawrence Berkeley Nat'l Laboratories (LBNL)	University of Georgia
Mary Imogene Bassett Hospital, (The)	University of Iowa
Massachusetts General Hospital	University of Maryland at Baltimore
Mayo Clinic of Rochester	University of Massachusetts
Medical College of Georgia	University of Medicine and Dentistry of New Jersey
Medical College of Wisconsin	University of Miami
Mid America Heart Institute	University of Minnesota
Mount Desert Island Biologic Laboratory	University of North Carolina at Chapel Hill
Mount Sinai School of Medicine	University of Pennsylvania
New York Academy of Medicine (The)	University of Pittsburgh
New York Medical College	University of Pretoria
New York University	University of Washington
North American Medical Corporation	Valley Mental Health Center
Northern Illinois University	Vanderbilt University
Ohio State University	Virginia Commonwealth University
Oregon Health Sciences University	Wake Forest University School of Medicine
Picker Institute	Washington University in St. Louis
Quinnipiac University	Wayne State University
Regents of the University of California	Weill Medical College of Cornell University
Regents of University of Michigan/UMH	Weizmann Institute of Science
Rockefeller University	Wheeler Clinic
Rutgers University	Yale New Haven Health System
Seaver Institute	

TABLE 13 (continued)

**Source of Funds by Agency
Non-federal Agencies, FY 2005**

CITY OF NEW HAVEN AND OTHER SOURCES

Count 72
Total \$8,499,777

Advanced Behavioral Health	Health Research Inc.
ALSO-Cornerstone, Inc.	Housing Authority of the City of New Haven (The)
American Red Cross	Independence Public Schools
Amity Regional School District No. 5	Junta for Progressive Action
Bridgeport Health Dept	Ladies Auxiliary VFW
Bridges Community Support System Inc.	Lulac Head Start Inc.
Canadian Institutes of Health Research	Milford, CT Board of Education
Centro de Investigaciones Cardiovasculares Carlos III (CNIC)	New Haven Board of Education
Chemical Abuse Services Agency, Inc.	New Haven Job Corp
Child Health and Development Institute of CT, Inc.	New Haven Public Schools
City of Bridgeport, CT	New Haven, CT, City of New Haven
Clifford W. Beers Guidance Clinic, Inc.	Philadelphia Department of Public Health
Columbus House	School Development Program (SDP) Districts
Connecticut Innovations Inc.	South Central Behavioral Health Network, Inc.
Connecticut Women's Consortium	South Essex Partnership NHS Foundation Trust
Consultation Center, Inc. (The)	State of Rhode Island Dept. of Children, Youth & Families
Corporation for Supportive Housing	Town of Hamden, CT
Dixwell/Newhallville Community Mental Health Services	U.S.-Israel Binational Science Foundation
Douglas Hospital	UNICEF New York
Education Development Center, Inc.	United Community & Family Services , Norwich
Family ReEntry	United Way of Eastern Fairfield
Foundation for Research Science & Technology	Vitrolife Sweden

TOTAL NON-FEDERAL SUPPORT

Count 973
Total \$144,079,678

TABLE 14

Scholar Awards, FY 2007
(start dates July 1, 2006 through June 30, 2007)

PROPOSALS	
	Count
Awards received	9
Programs	32
Nominees for the 32 Programs	49
Internal applicants for the 32 Programs	179

AWARDS TO YALE	
	Amount (New Awards Received)
Autism Speaks	\$100,000 (1)
Burroughs Wellcome Fund	\$500,000 (1)
The Robert Wood Johnson Foundation	\$300,000 (1)
W. M. Keck Foundation	\$1,000,000 (1)
The Klingenstein Third Generation Foundation	\$30,000 (1)
Edward Mallinckrodt Jr. Foundation	\$195,000 (1)
Pfizer Medical & Academic Partnerships	\$130,000 (1)
Richard & Susan Smith Family Foundation	\$200,000 (1)

TOTAL AWARDS	\$2,455,000*
---------------------	---------------------

*plus The Dana Foundation award of \$100,000 (1) to central campus

TABLE 15

**Yale University School of Nursing Awards
FY 2007**

AWARDED DOLLARS BY FUNDING SOURCE

	Count	Total
Federal	16	\$5,043,166
Non-federal	17	\$660,620
Total for School	33	\$5,703,786

AWARDED DOLLARS BY PURPOSE

	Count	Total
Research	15	\$4,361,530
Training	15	\$1,278,395
Service/Other	3	\$63,861
Total for School	33	\$5,703,786